

1702 TRICONT AVE

WHITBY • ON

FREESTANDING
FACILITY
FOR LEASE



GRAEME MCDONALD*

Vice President
T 416 495 6270
graeme.mcdonald@cbre.com

SAMANTHA SUKUMAR

Sales Associate
T 416 495 6252
samantha.sukumar@cbre.com

ROB IRONSIDE*


Senior Sales Associate
T 416 495 6260
rob.ironside@cbre.com

CBRE



1702 TRICONT AVE

WHITBY • ON



PROPERTY DETAILS

LOCATION:	Thickson Road and Highway 401
TOTAL SIZE:	183,143 sq. ft.
LOT SIZE:	10.66 ac.
CLEAR HEIGHT:	28 ft.
SHIPPING:	13 truck-level doors; 1 drive-in door
ZONING:	M1
SPRINKLERS:	ESFR
POWER:	600 amp; 600 volt
BAY SIZES:	55 ft. x 34 ft. - Staging Bay (78 ft.)
TMI:	\$3.05 per sq. ft.

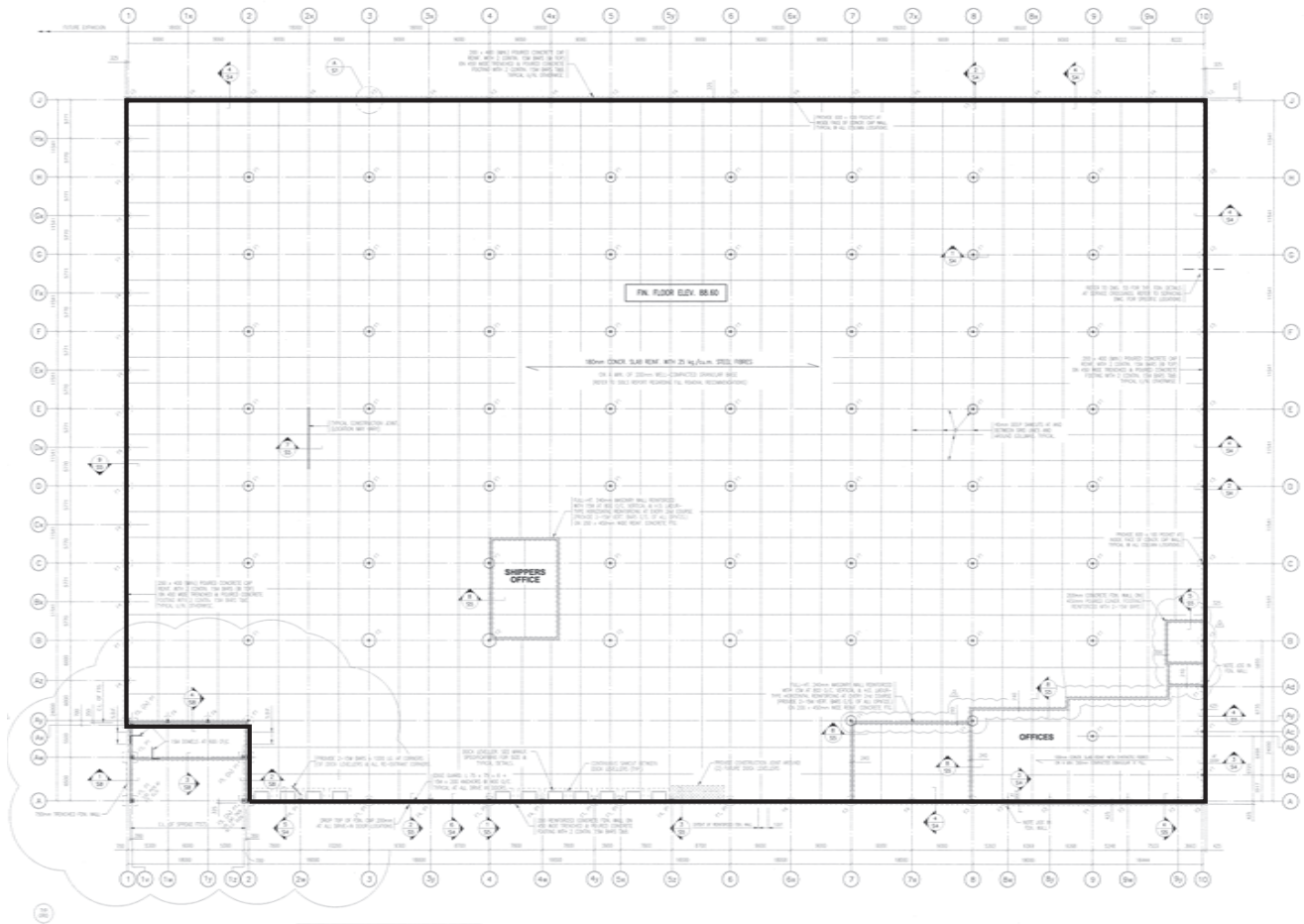
COMMENTS: Precast construction
Excess land (4.29 ac.)
Great proximity to 401 interchange



1702 TRICONT AVE

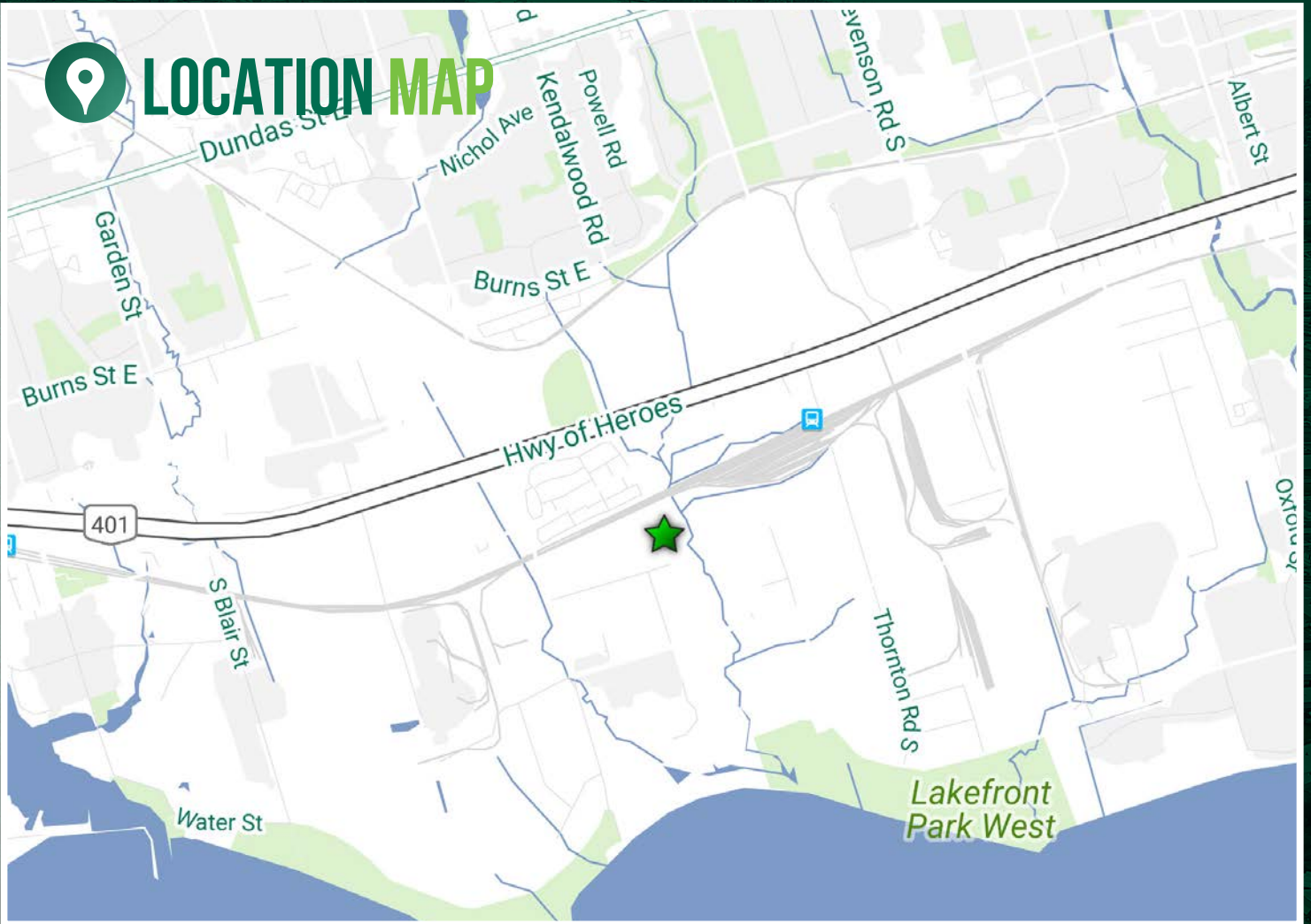
WHITBY • ON

FLOOR PLAN





LOCATION MAP



FOR MORE INFORMATION,
PLEASE CONTACT:

GRAEME MCDONALD*

Vice President
T 416 495 6270
graeme.mcdonald@cbre.com

SAMANTHA SUKUMAR

Sales Associate
T 416 495 6252
samantha.sukumar@cbre.com

ROB IRNSIDE*

Senior Sales Associate
T 416 495 6260
rob.irnside@cbre.com



*sales representative. October 2016. This disclaimer shall apply to CBRE Limited, Real Estate Brokerage, and to all other divisions of the Corporation; to include all employees and independent contractors ("CBRE"). The information set out herein, including, without limitation, any projections, images, opinions, assumptions and estimates obtained from third parties (the "Information") has not been verified by CBRE, and CBRE does not represent, warrant or guarantee the accuracy, correctness and completeness of the Information. CBRE does not accept or assume any responsibility or liability, direct or consequential, for the Information or the recipient's reliance upon the Information. The recipient of the Information should take such steps as the recipient may deem necessary to verify the Information prior to placing any reliance upon the Information. The Information may change and any property described in the Information may be withdrawn from the market at any time without notice or obligation to the recipient from CBRE. CBRE and the CBRE logo are the service marks of CBRE Limited and/or its affiliated or related companies in other countries. All other marks displayed on this document are the property of their respective owners. All Rights Reserved. Mapping Sources: Canadian Mapping Services canadamapping@cbre.com; MapPoint, DMTI Spatial, Enviroics Analytics, Microsoft Bing, Google Earth