

# PHASE 2

Class A Industrial Development

  
**APEX**  
BUSINESS PARK



Apex Business Park  
– Phase 2

74 Acres for Lease  
and Build-to-Suit  
Opportunities

Phase 2 can  
accommodate  
over 1.3 Million  
square feet

 PANATTONI®







 **Manulife** Investment Management

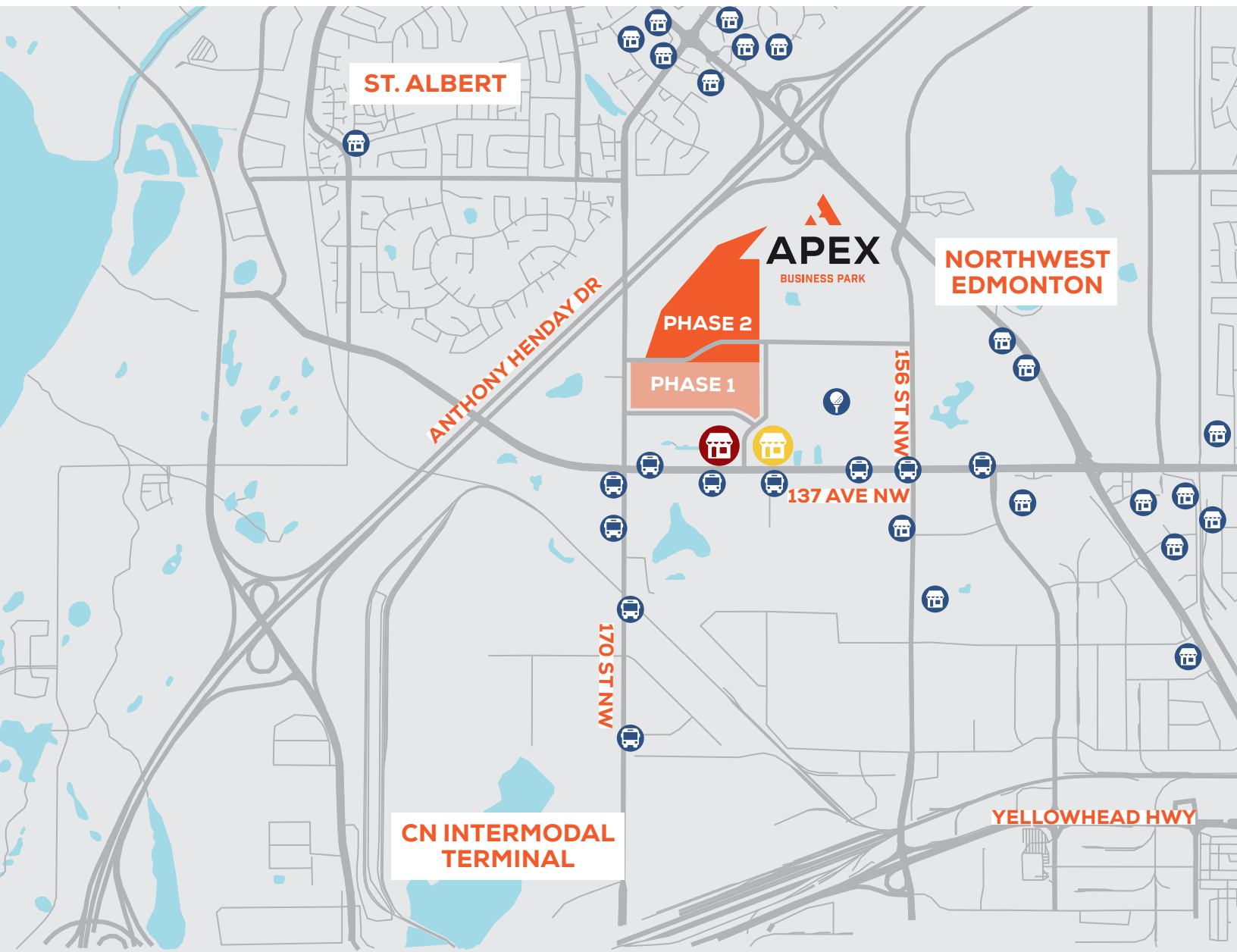
# THE LOCATION

Apex Business Park is located along 170th Street in northwest Edmonton, minutes from major transportation routes, including Anthony Henday Drive and Highway 16 (Yellowhead Highway). Positioned less than 10 minutes from the CN Intermodal Yard, the site is also fully serviced by the City of Edmonton public transit system.

With over 20 restaurants and service options located within a short distance from the site, there are also a host of new amenities being planned for the immediate area.

## LEGEND

-  APEX Business Park
-  Bus Stop
-  Golf Course
-  Restaurants/Stores
-  Tim Hortons
-  Pizza 73



# APEX PHASE 2



## THE LEASING TEAM


---

For information on current and upcoming opportunities, please contact:

**MARK EDWARDS**

**BEN MILLIGAN**

**780-409-8047 | PANATTONICANADA.COM**



## THE DEVELOPERS

---



Panattoni Development Company, Inc. is an industry leading, privately held commercial real estate development company. With over 25 offices in Canada, the United States and Europe, they are responsible for over 320 million square feet of development, with a specialization in industrial speculative and Build-To-Suit projects.



Manulife Investment Management, through its Real Estate arm, develops and manages commercial real estate for thousands of customers around the globe. Its portfolio includes over 58 million square feet of office, industrial, retail and multi-family space. Its Real Estate team also manages the space requirements and corporate use facilities for Manulife's global operations.